

# State-Local Partners

Strengthening Arts, Culture, and Creativity Throughout California



LINKING the California Arts Council to communities statewide  
INCREASING access to art for all Californians  
UPLIFTING artists and arts organizations  
CREATING vibrant, healthy, and equitable communities



# What are State-Local Partners?

## State-Local Partners Serve and Strengthen at the Local Level

They advance the California Arts Council's mission "to strengthen arts, culture, and creative expression as the tools to cultivate a better California for all" by providing community-driven services and programs and funding artists, arts organizations, and entire communities throughout California, all at the local level.

## How were the State-Local Partners established?

In 1976, California Governor, Jerry Brown, and State Elected Officials established the State's arts agency, the California Arts Council (CAC). The founding was based on the belief that "art is essential to the lives of all Californians." In 1980, the CAC created the State-Local Partnership Program with the goal of establishing a formal partnership system between the state arts agency and county-level arts agencies throughout the entire state. Over the last 40 years, the State-Local Partnership Program has developed a strong and unified network and infrastructure. Currently, 54 of the state's 58 counties have an officially designated County Arts Agency. The State-Local Partner designation is established through an official legal resolution approved by each County's elected Board of Supervisors. This official position ensures alignment at the local level, transparent and accountable systems, and responsible and accessible public service.

### SLPs partner with the CAC by:

- Connecting artists across California with CAC grants and resources
- Sharing information about the CAC with local arts communities
- Providing the CAC vital information about the health and prosperity of local arts ecosystems



## What do they do?

### Fund

traditional and community-based artists, cultural practitioners and creative communities that are reflective of California's diversity

### Connect

artists, community leaders and change makers to share ideas, provide peer support, and coordinate strategies to advance equity, innovation and cultural and economic growth

### Advocate

for diverse, equitable and inclusive access to the arts for all residents at the local, state and federal level through policy initiatives, programs and funding

### Support

arts education, community engagement in the arts, public art, placemaking and Cultural Districts and all forms of individual and collective creative expression

### Advance

racial equity and justice statewide by committing to and implementing policies and priorities as outlined in the CAC's Racial Equity Framework

Visit the California Arts Council website

# State-Local Partner **Services and Programs**

SLPs are as unique as the communities they serve with activities tailored to meet their distinct populations' needs.

SLPs in all communities provide access to funding, professional development and technical assistance to artists and arts organizations of all sizes and disciplines, as well as provide direct art programs where gaps may exist. In larger communities, they are often relied upon to serve the needs of communities with hundreds of arts organizations and thousands of artists, while in smaller or rural communities, they may be one of only a few local cultural resources. SLPs of all sizes and in all types of communities may manage cultural facilities, produce festivals, offer arts classes and present exhibits.

Still, many State-Local Partners share common activity types:

## Services

Professional Development  
& Technical Assistance

Connecting Artists,  
Arts Organizations &  
Community Partners

Advocacy, Outreach  
& Promotion

## Programs

Grantmaking &  
Regranting

Exhibiting & Presenting

Arts Education &  
Community Engagement

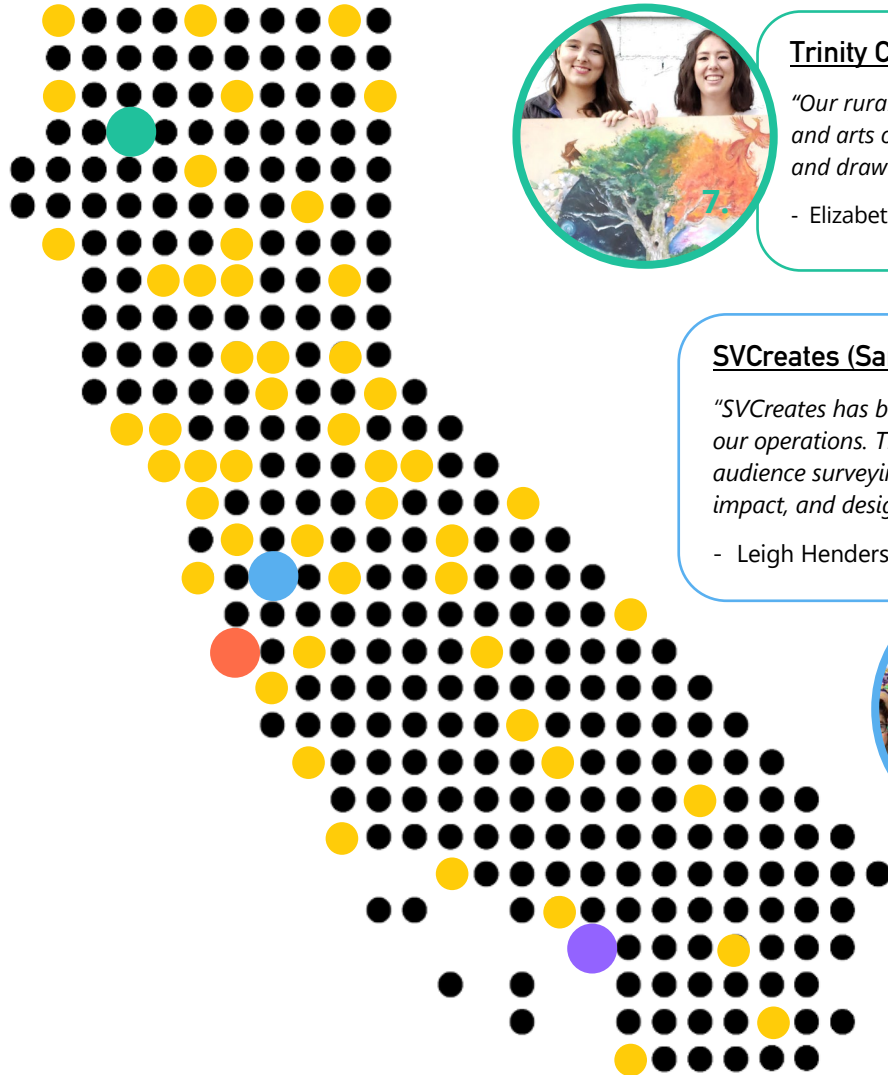


4.

More than  
**90%**  
of all services  
and programs  
are offered free  
of charge<sup>5.</sup>

# State-Local Partners Increase Arts Access for All Californians

SLPs provide direct services and programs to **2.4M+** Californians each year. The artists, arts organizations and community projects they support reach **millions more.** <sup>6.</sup>



## Trinity County Arts Council, SLP Since 1995


*"Our rural, underserved county depends upon the Trinity Arts Council to knit artists and arts organizations with the business community to build our tourism economy and draw visitors to all regions of Trinity County."*

- Elizabeth Watson, President Weaverville Chamber of Commerce

## SVCreates (Santa Clara County), SLP Since 1982

*"SVCreates has been a powerful driver of innovation in our operations. They awarded us grants to enhance audience surveying practices, use data to explain our impact, and design more engaging programs."*

- Leigh Henderson, Managing Director Teatro Visión



## Arts Council Santa Cruz County, SLP Since 1980

*"Arts Council Santa Cruz County connects our community in meaningful ways and fuels continual creativity for a brighter future."*

- Mary Anne Carson, Santa Cruz County Bank, Open Studios Sponsor



## Arts Orange County, SLP Since 1998

*"Arts Orange County is the center of gravity for our local arts community."*

- Shelley Hoss, President and CEO of Orange County Community Foundation

# State-Local Partners Uplift Artists and Arts Organizations

SLPs invest **\$39.5M+** in over **3,000** artists and arts projects annually.<sup>11.</sup>

If SLPs were a US state, they'd be the **16th largest state funder** of the arts in per-capita funding.<sup>12.</sup>

If SLPs were a private foundation, they'd be the **largest private arts funder** in California.<sup>13.</sup>

## How did SLPs respond to the COVID-19 Crisis?

### A Story from San Diego County

*"The San Diego cultural workforce was devastated by the COVID-19 pandemic. 4 in 10 employees were furloughed or laid off, and nearly 50% of contracts for freelancers, gig workers and artists cancelled within the first 4 months of stay at home orders.*

*The City of San Diego Commission for Arts and Culture directed \$1 million in COVID-19 relief funds to artists and disseminated CAC relief grants."*

**-Janet K. Poutré, Chair, City of San Diego Commission for Arts and Culture**



14.



15.

### A Story from San Benito County

*"We absolutely love what we get to do, infusing youth with confidence through movement & artistic expression, having a safe place for the young to discover their best selves and providing fun in its purest form. But under COVID, our community sustained unavoidable disconnects.*

*The San Benito County Arts Council's COVID Art Relief Grant allowed us to exist and update our space so no one feels at risk, ever. It allowed us to prepare for the day we can all be together again."*

**-Lisa Malzone Morales, Program Director, Animation Dance Community**

# State-Local Partners Create Vibrant, Healthy & Equitable Communities

California's arts ecosystem relies on vital SLP support to create jobs, stimulate dialogue, advance racial equity and promote positive change for the future of our state.



## How do SLPs promote community well-being?

### A Story from Mariposa County

*"Being a rural county with a small population, we do not have many independent arts organizations working in our community."*

*Mariposa Arts Council's many arts education and public programs use art as a vehicle to reach large cross sections of underserved and at-risk members of our community, provide inclusive art initiatives in the schools, and support individuals in our community looking to grow creatively."*

**-Miles Menetrey, Mariposa County Supervisor, District 5**

### A Story from Monterey County

*"Since the storytelling seminar at Sherwood Hall, I feel that I've made more of an impact and connection, exchanging or telling stories to broaden their perspective and spark a positive mindset that they are able to reveal within themselves."*

**-Elgene Tumacder, Arts4MC JUMP StARTS Teaching Artist, Monterey County Youth Center**



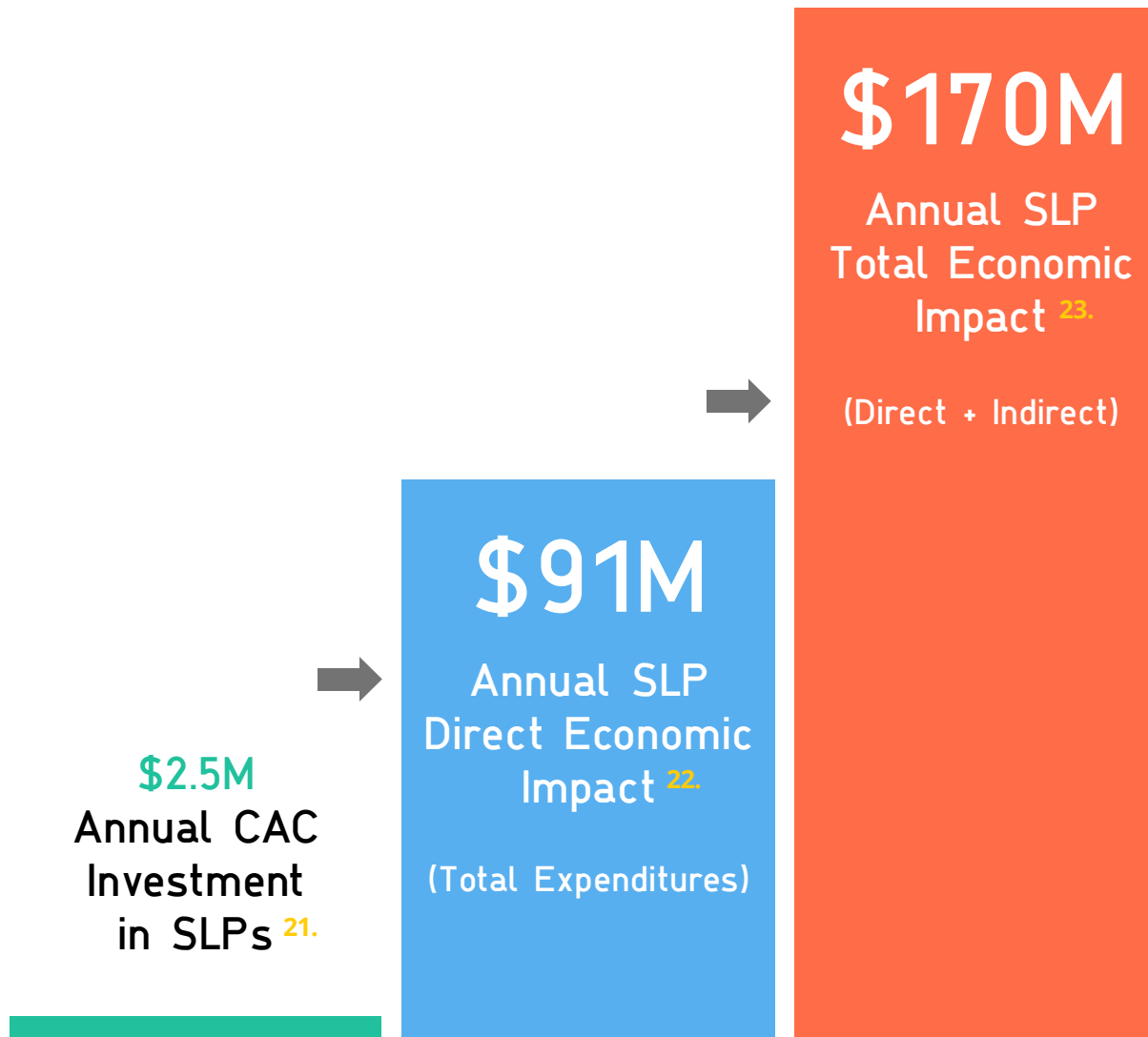
**97%** of SLPs use the arts to address social, education and economic community challenges. <sup>18.</sup>

**100%** of SLPs with regranting programs fund arts organizations serving and representing communities of color. <sup>19.</sup>

SLPs support **5,000** full-time equivalent jobs in California. <sup>20.</sup>

# State-Local Partners and Economic Impact

SLPs leverage state funding to create jobs, generate revenue and spur local economies.



Source: American for the Arts, Arts and Economic Prosperity Calculator



SLPs multiply the impact of CAC investment by **68x** <sup>25.</sup>



# 53 State-Local Partners Reach the Entire State

In urban, suburban and rural counties

County	Local Arts Agency	County Population <sup>27.</sup>
<b>Northern California</b>		
Butte	BCAC.tv - Friends of the Arts (UCEF)	226,466
Colusa	Colusa County Arts Council	22,117
Del Norte	Del Norte Assn. for Cultural Awareness	27,401
Humboldt	Humboldt Arts Council	135,333
Lake	Lake County Arts Council	65,071
Lassen	Lassen County Arts Council	30,150
Mendocino	Arts Council of Mendocino County	89,009
Modoc	Modoc County Arts Council	9,602
Nevada	Nevada County Arts Council	98,904
Plumas	Plumas Arts	19,779
Shasta	Shasta County Arts Council	178,773
Sierra	Sierra County Arts Council	2,987
Siskiyou	Siskiyou County Arts Council	44,584
Sutter	Yuba-Sutter Regional Arts Council*	96,648
Tehama	Tehama Arts Council	64,387
Trinity	Trinity County Arts Council	13,688
Yuba	Yuba-Sutter Regional Arts Council*	77,916
<b>Sacramento Region</b>		
Amador	Amador County Arts Council	38,294
Calaveras	Calaveras County Arts Council	45,117
El Dorado	Arts and Culture El Dorado	191,848
Placer	Arts Council of Placer County	396,691
Sacramento	City of Sacramento Office of Arts and Culture	1,546,174
Yolo	YoloArts	222,581
<b>Bay Area</b>		
Alameda	Alameda County Arts Commission	1,669,301
Contra Costa	Arts & Culture Commission of Contra Costa County	1,155,879
Marin	Marin Cultural Association	262,879
Napa	Arts Council Napa Valley	140,779
San Francisco	San Francisco Arts Commission	883,869
San Mateo	San Mateo County Arts Commission	774,485
Santa Clara	SVCreates	1,954,286
Solano	Solano County Arts Council	441,307
Sonoma	Creative Sonoma	500,675

County	Local Arts Agency	County Population
<b>Central Coast</b>		
Monterey	Arts Council for Monterey County	445,414
San Benito	San Benito County Arts Council	62,296
San Luis Obispo	San Luis Obispo County Arts Council	280,393
Santa Cruz	Arts Council Santa Cruz County	274,871
Santa Barbara	Santa Barbara County Office of Arts and Culture	454,593
Ventura	Ventura County Arts Council	856,598
<b>Central Valley</b>		
Fresno	Fresno Arts Council	1,018,241
Kern	The Arts Council of Kern	916,464
Madera	Madera County Arts Council	159,536
Mariposa	Mariposa County Arts Council	18,068
Merced	Merced County Arts Council	282,928
Stanislaus	Central California Art League	550,660
Tulare	Visalia Arts Consortium	479,112
Tuolumne	Tuolumne County Arts Alliance	54,590
<b>High Sierra</b>		
Inyo	Inyo Council for the Arts	18,593
Mono	Mono Arts Council	13,616
<b>Los Angeles &amp; Inland Empire</b>		
Los Angeles	Los Angeles County Arts Commission	10,253,716
Orange	Arts Orange County	3,222,498
Riverside	Riverside Arts Council	2,440,124
San Bernardino	Arts Connection	2,192,203
<b>San Diego/Imperial Region</b>		
Imperial	North County Coalition for the Arts	190,266
San Diego	City of San Diego Commission for Arts and Culture	3,351,786

\*Yuba and Sutter Counties share one State-Local Partner.

Four counties do not have a State-Local Partner: Alpine, Glenn, Kings, and San Joaquin.

Visit the California Arts Council website to view an SLP directory <sup>28.</sup>



# Image Captions & Data Sources

1. Image courtesy of the Alameda County Arts Commission, Annual Arts Leadership Awards Commendation Event at the Alameda County Board of Supervisors Meeting on October 1, 2019. Featured individuals from left to right - Nate Miley, Alameda County Supervisor; James Gayles, Arts Leadership Award Recipient; Margaret Thornberry, Arts Commissioner; Andrew Johnstone, Arts Commission Chairperson; Rob Jackson, Arts Leadership Award Recipient; Laura Elaine Ellis, Arts Leadership Award Recipient; Suzanne Gayle, Arts Leadership Award Recipient; Eric Murphy, Arts Commissioner; Rachel Osajima, Arts Commission Director; Melissa Wilk, Auditor-Controller/Clerk-Recorder; Richard Valle, Alameda County Supervisor; Willie Hopkins Jr., General Services Agency Director; Wilma Chan, Alameda County Supervisor; Keith Carson, Alameda County Supervisor; Kendra Barnes, Arts Leadership Award Recipient; Daniel Woldesenbet, Public Works Agency Director; Bee Chow, Arts Leadership Award Recipient; and Chris Bazar, Community Development Agency Director. Photo by Paul Kuroda.
2. Image courtesy of Arts Council Santa Cruz County, Open Studios artist, Taylor Reinhold painting. Photo by Crystal Birns.
3. Image courtesy of Arts Orange County, Relámpago del Cielo Grupo Folklórico performing at Annual OC Día del Niño Festival presented by Arts Orange County.
4. Image courtesy of Arts Council Santa Cruz County, youth participant of arts education program.
5. Data source: *CA County Local Arts Agency: Impact & Local Government Funding Report*, California Arts Council, 2020. (90.72% of SLP service and program attendance is free.)
6. Data source: DataArts Custom Report, 2021. (SLP programs reach 2,273,402 annual attendees (53/53 SLPs reporting). Data from most recent FY excluding FY2020.)
7. Image courtesy of the Trinity County Arts Council, artists left to right: Raina Boulton, Heather Murphy, Karlie Elliott, and Brindi Young.
8. Image courtesy of Arts Council Santa Cruz County, Open Studios artist Rachel Barnes painting. Photo by Crystal Birns.
9. Image courtesy of SVCCreates, cast members of *Macario (2019)*, a production of SVCCreates grantee, Teatro Visión.
10. Image courtesy of Arts Orange County, performance by The Silence is Broken, a BIPOC-led, BIPOC-serving grantee of Arts Orange County.
11. Data source: DataArts Custom Report, 2021. (SLPs disbursed \$27,565,840 in grant awards (20/53 SLPs reporting), \$10,899,155 in expenses paid to visual and performing artists including salaries, benefits, payroll taxes, contractor payments, and personnel fees (38/53 SLPs reporting), and \$1,111,474 in fiscal sponsorship payments (14/53 SLPs reporting). Data from most recent FY excluding FY2020.)
12. Data sources: *National Assembly of State Arts Agencies FY2021 State Arts Agency Revenue Data*, DataArts Custom Report, 2021, and United States Census Bureau 2019 Census. (\$39.5M annual SLP investment in artists and art projects/CA 2021 population = \$39,576,569/39,512,223 = \$1.001 per capita. NASAA state ranking by per-capita art funding indicates SLPs would fall #16.)
13. Data source: DataArts Custom Report, 2021. (SLPs invest \$39.5M+ in artists and art projects annually. By comparison, one of California’s most significant private funders of the arts, the William and Flora Hewlett Foundation, awarded \$18M to arts grantees in 2020.)
14. Image courtesy of City of the San Diego Commission for Arts and Culture, SLP CARES funding recipient performing at WorldBeat Cultural Center. Photo by © WorldBeat Cultural Center.
15. Image courtesy of the San Benito Arts Council, Animation Dance Community, a COVID Arts Relief grantee of the San Benito Arts Council.
16. Image courtesy of the Mariposa County Arts Council, ‘Ah-Loh’-Mah,’ a creative placemaking demonstration project centering the Southern Sierra Miwuk Nation, Traditional Ecological Knowledge, and Practices, and the restoration of native riparian landscapes, supported and organized by the Mariposa Arts Council and Mariposa County Planning Department.
17. Image courtesy of Arts Council for Monterey County, Healing Masks created by youth in the JumpStarts program.
18. Data sources: *CA County Local Arts Agency: Impact & Local Government Funding Report*, California Arts Council, 2020. (97% of local arts agencies use the arts to address social, education, or economic community challenges.)
19. Data source: California Arts Council SLP CARES Act Fund Grant List. (43 SLPs regranted CAC CARES Act funds, 100% of those awarded funds designated for arts and cultural organizations serving communities of color disproportionately impacted by the COVID-19 pandemic.)
20. Data source: *Arts & Economic Prosperity Calculator*, Americans for the Arts. (SLP expenditures support 5,000 full-time equivalents jobs annually.)
21. Data source: California Arts Council 2019–2021 State-Local Partnership Grant Listings. (The California Arts Council made a two-year \$4,990,486 investment in 53 grants to SLPs.)
22. Data sources: *CA County Local Arts Agency: Impact & Local Government Funding Report*, California Arts Council, 2020. (SLPs have a total annual direct expenditure of \$91,278,465.)
23. Data source: *Arts & Economic Prosperity Calculator*, Americans for the Arts. (Inputting the CA state population, total SLP annual expenses, and total SLP annual program attendance creates an output of \$169,866,517 total expenditures. Total expenditures are the total dollars spent by SLPs and their audiences.)
24. Image courtesy of the Mariposa County Arts Council, Mariposa Arts Council’s Music on the Green Free Summer Concert Series. Photo by Sierra Portraits.
25. Data source: California Arts Council 2019–2021 State-Local Partnership Grant Listings and *Arts & Economic Prosperity Calculator*, Americans for the Arts. (Total economic impact/CAC investment = \$170M/\$2.5M=68. )
26. Image courtesy of the San Benito County Arts Council, performance of “The Red Altar” by Eth Noh Tec, 2018.
27. Data source: *CA County Local Arts Agency: Impact & Local Government Funding Report*, California Arts Council, 2020. County populations list.
28. Visit the California Arts Council website to view an SLP directory at this URL: [https://arts.ca.gov/grant\\_program/state-local-partnership](https://arts.ca.gov/grant_program/state-local-partnership).